

THE MUJAHIDEEN POISONS HANDBOOK



BY ABDEL-AZIZ

EJ-Preface

بِسْمِ اللَّهِ الرَّحْمَنِ الرَّحِيمِ

This book is part of the Encyclopedia Jihad, collected and distributed by the **ORGANISATION FOR THE PREPARATION OF MUJAHIDEEN**, with the help of other Islamic jihad organizations and individuals. The aim is to further the military/political/etc. preparations, skills and knowledge of Mujahideen the world over.

The original idea came when I was in Afghanistan and came across an Encyclopedia of War which the Arab Mujahideen had written under the instruction of the late Sheikh Abdullah Azzam (shaheed inshallah). The encyclopedia consisted of approximately 11 volumes on a variety of military skills ranging from weapons to unarmed combat to explosives. The original Afghan-Arab encyclopedia of war was written in entirely in Arabic and weighed approximately 20kg, thereby limiting it's distribution and readership enormously.

It is hoped the Encyclopedia Jihad will not only further that idea, but also build on it by bettering the quality and quantity of information available. Furthermore, by utilizing modern computer communication methods, the encyclopedia will inshallah be distributed the world over; continuously being updated.

Readers are encouraged to help in this endeavor. Don't just benefit from it!

As payment for this book, a contribution of one book which would add to the value of the Encyclopedia Jihad is requested. Instruction on how to do this is provided later on. *Please do not ignore this request.*

The Encyclopedia Jihad is just one of our projects, and thus reserves only a limited time from us. Time is restricted further as we have to work to feed our families and do not get financial assistance from governments agencies, like our opponents do. Furthermore, we frequently have to leave our homes for undefined periods to fulfill other projects, further reducing our time. If readers do not contribute, then expansion of this encyclopedia will be very slow. Inshallah, you will be blessed for your contributions.

Finally, I ask that Allah (SWT) helps us in all our Islamic endeavors, strengthens our weaknesses and makes this project as well as other current and future projects successful.

Assalaamalaikum Wa Rahmatullah Wa Barakatu.

Abdul Muntaqim

(Servant to the Avenger of Evil)



O.P.M.

ORG. FOR THE PREPARATION OF MUJAHIDEEN

Payment

As stated in the introduction, a payment is requested from you for reading this book.

The request is that you contribute to the Encyclopedia Jihad, by scanning a military book of your choice. This leaves a wide variety of urban / rural / terrorism / counter terrorism / conventional warfare topics open to you. If you have a book which is not military but you feel would benefit then still send it. Here's what you will need to do.

Find the following hardware and software.

1. Computer.
2. Scanner.
3. Adobe Capture software (or plug-in as used by Adobe Exchange).

Scan the book and convert to PDF format using Adobe Capture. (Black and white pages should be scanned at 600dpi. Grayscale/color at 400dpi.)

If you don't have the relevant software, then request it from us, and we'll send it to you. Instructions on how to communicate with us follow.

Communication

You may communicate with the **O.P.M.** via the Internet. Our current e-mail address is **o-p-m@mailexcite.com**. This will almost certainly change in the future. To find the latest e-mail address follow the instructions in the sub-section 'Finding the O.P.M.'

It is suggested that you use PGP encryption when you communicate with us. If you do not know what this is then you'll have to find a computer literate friend who can teach you. The PGP software is widely available on the Internet.

Our PGP key follows:

```
-----BEGIN PGP PUBLIC KEY BLOCK-----
```

```
Version: PGPfreeware 5.0i for non-commercial use
```

```
mQGIBDT2BnwrBADtZv50WYMddLS3kC22zQr3BdmuPe6kvNM+qZPUM080wA5bbm1Q  
tBeCZt9WUqjbfwXGkxDKTQTNQ/0yrXM5Cn02fGR+bjAei/2e6W+yXYSdPKmJk+3j  
s6Z6iqtx1V3wAeKpWAlrMi/NZz9qdpU8kKg8Svs3Fy/QGRpcfnmyUvcdtwCg/4qu  
wUritNiJQasjVi3m8zoTILMEAIqBy9rb5DXnTUfm9yXlTksQNTwhRZFRhrSoROQi  
/XGv9vM5HvGQckoiXKMh3yPGk1AgP3cDj1YTi5psCaFTdYkLc1zfYtfxqqzcPW2a  
3Q6IUnuKp7Xbjo24bJWiwtpySdN+kfmYU1KcBLYLPAXqHbueiEQuJDsBYnIw7sSA  
gA0lBACLyrwCmw1QhM3Zfq5PdT5cFGTXhd/zoZel5S17BPdDW55KVUd9wdj80N1W  
2hp038FyzXbs17AyeJuy/3l04y6XEhC89X2Ndl+KSOxJBNQX2mblzm8GVfIxdjs1  
zzgMVfKFZcULPjnzAzecGRSMmZcEQ1Vpz+GAKU/n9VVm1/Ow/rQdTy5QLk0uIDxv  
LXAtbUBtYwlsZXhjaXRlLmNvbT6JAEsEEBECAAsFAjT2BnwECwMBAgAKCRDPl3De  
vo0tu3XmAKD4UW4pfaY39TNOa2Yo0vptWvrJergCg7Yxk5mBTbyxmE4Vu4/Y+k5Jo  
Wcy5BA0ENPYGfBAQAPkYoH5aBmF6Q5CV3AVsh4bsYezNRR8O2OCjeczJ3HoLrOQ/  
40aUtjBKU9d8AhZiGLUV5SmZqZ8HdNP/46HFlibOmGW42A3uEF2rthccUdhQyiJX  
Qym+lehWKzh4XAvb+ExN1eOqRsz7zhfoKp0UYeOEgU/Rg4Soebbvj6dDRgjGzB13  
VyQ4SuLE8oiOE2eXTPITYfbb6yUOF/32mPfiFhmwch04dfv2wXPEgxEmK0Ngw+Po  
lgr9oSgmC66prnrN1D6IAUwGgfNaroxIe+g8qzh90hE/K8xfzpeDp19J3tkItAjbB  
JstoXp18mAkKjX4t7eRdefXUkk+bGI78KqDLfDL2Qle3CH8IF3KiutapQvMF6PlT  
ETlPtvFuuUs4INoBp1ajfOmPQFXz0AfGy0Op1K33TSGSfgMg7116RfUodNQ+PVZ
```

```
X9x2Uk89PY3bzpnhV5JZzf24rnRPxfx2vIPFRzBhznzJZv8V+bv9kV7HAarTW56N
oKVyOtQa8L9GAFgr5fSI/VhOSdvNILSd5JEHNmszbDgNRR0PfiizHHxbLY7288kj
wEPwVsYjY67VYy4XTjTNP18F1dDox0YbN4zISy1Kv884bEpQBGRjXyEpwpy1obE
AxnIByl6ypUM2Zafq9AKUJsCRtMIPWakXUGfnHy9iUsiGSa6q6JewlXrPdYXAAIC
D/9rprcru135bkrcB2KE7Lz8SwkmHxd3F+FFgTphmJi2CYou90UoNCrRLovLSfwvK
RqIQE2Ob+6E6BXS9M+10Sm5aJcL85quADes4axGMhpdS3ZPrXLaH0sTuhqnXmly
jjwxQWHGyTiS6TgsaUirT3fZkNCYkrPwXJc9aHszEykJTsPTBvxMkQlhFMpLBFCq
HP8fG1HkjOkI35P0wwzGQG1FpDjd11vfvGmrRxD1Chbie8/e/95IhtTO/y3Wmx+8
8aU11hPjh1/pKAaDBHSjBnc2tyXd3glVKAeAIOgyWvQ8wUvT/fPC5Hk+mkzCpEDX
pt08xEAcLrXbbnm4N6u/ZxKfAWQG1MnThT6m4xLYgKDZUHsTObB3+BAntxH4SjNl
Hhk5R4D+vB61Gvibba2Ns31Yqm+q21ZC8GdoPn91e8fHudAMNReJ2blEglU7ywbC
EArGwmtVdap5GK8NgB2gz1kNoVOoI9t1Ft7IWT7tGhmqwvak45uf0Z115apQj9QG
updC6cBKPpxrxPklabq698tmWycN0HbDf3vCcpy5pWGfptFVLE0Pfqv9RE1MB39z
Z3+CTOHC6EqvGE872V1fn7370vE4JVWi5E8Bx0879CHOR2A5FgGv8+/IMyUYS3S
iyKZnFOWuxI5h+FTs3bhPZLX5nr7fQ9OEN61IXzhJAA5aYkAPwMFGDT2BnzPl3De
vo0tuxECA8IANaLLzFTGoV+Gww2aWDKQA/+ej6XHAJ0Vcq+PZcmuLlkYE/9dezW4
qkLYzg==
=dmhX
-----END PGP PUBLIC KEY BLOCK-----
```

The key id = 0xBE8D2DBB
The key finger print = EF88 D712 A896 7032 5396 7CD3 CF97 70DE BE8D 2DBB

If all of the above does not make any sense to you, don't worry. Just find a friend who is computer literate and regularly uses the Internet. They will know what to do.

Finding the O.P.M.

To find our latest e-mail address do the following.

Send an e-mail to **pgp-public-keys@keys.pgp.net**. In the Subject: line, enter the following text "**mget O.P.M.**" or "**mget 0xBE8D2DBB**".

Eg: Your e-mail message should look like this.

To: **pgp-public-keys@keys.pgp.net**
Subject: **mget O.P.M.**

A few days later, you will receive our latest **pgp** public key, which will have our latest e-mail address. To find out more about **pgp** key servers send the following e-mail message:

To: **pgp-public-keys@keys.pgp.net**
Subject: **help**

This will send you instructions on how to use it's services. The information is also available via ftp and www sites. Read and learn how to do this.

Newer versions of **PGP** allow you to do this search very easily from the menu.

Encyclopedia Jihad Reference

Name: The Mujahideen Poisons Handbook
Author: Breather & Abdel-Aziz
Filename: EJ2.PDF
Date written: Feb 1996
Date entered EJ: Feb 1998
EJ Revision: 1.0
Pages: 19
Size: 190K approx.
Synopsis: Manual for creating various types of poisons.

Notes: Read Introduction carefully to understand problems in book

Acknowledgments: Typing: Abu Ammar & co. + Abdel-Aziz
Organizing PDF: Abdul-Muntaqim

CONTENTS

1. INTRODUCTION	1
<hr/>	
2. HOMEMADE POISONS	3
2.1 NICOTINE (FROM TOBACCO)	3
2.2 ALKALOID OF POTATO	4
2.3 RICIN	4
2.4 BOTALUMINUM POISON	5
2.5 POISONOUS TOADSTOOLS	7
<hr/>	
3. CHEMICAL POISONS	8
3.1 ARSENIC OXIDE	8
3.2 SODIUM NITRITE	8
3.3 CYANIDES	9
3.4 SODIUM AZIDE	10
3.5 MERCURIC NITRATE	10
<hr/>	
4. POISONOUS ELEMENTS	11
4.1 THALLIUM	11
4.2 DUST OF DIAMOND	11
4.3 PHOPHORUS	11
<hr/>	
5. POISONOUS GASES	12
5.1 HYDROGEN SULPHIDE GAS	12
5.2 CHLORINE	12
5.3 HYDROGEN CYANIDE GAS	12
5.4 FUSOGEN (NERVE GAS)	13
5.5 NITROUS OXIDE: N ₂ O (LAUGHING GAS)	13
5.6 CARBON MONOXIDE	13
5.7 ON USING GASES	13
<hr/>	
6. POISONOUS/ USEFUL DRUGS	14
<hr/>	
7. ANAESTHESIA	14
7.1 CHLOROFORM	14
7.2 DI-PHENYL ETHER	15
7.3 HALOTHANE	15
7.4 METHOXYTHURANE	15

8. MAHTER POISONS

15

8.1 CYANDIES	15
8.2 ANALENE (C₆H₅NH₂)	16
8.3 TOUCHING POISONS	16
8.4 HYDROGEN SULPHIDE (H₂S) GAS	17
8.5 COBALT CHLORIDE (COCL₂)	18
8.6 ALCOLITE POISON	18
8.7 CASTER BEANS (RICIN) POISON	18

List of Illustrations

Figure 1: Nicotine	3
Figure 2: Alkaloid of Potato.....	4
Figure 3: Meat (before)	6
Figure 4: Meat (after).....	6
Figure 5: Toadstools.....	7
Figure 6: Using gases	13
Figure 7: Sodium Sulphide (NaS) gas -done.....	17

بِسْمِ اللَّهِ الرَّحْمَنِ الرَّحِيمِ

1. Introduction

This file is dedicated to breather. May Allah reward him every time it is used in his path and may he help him in his difficulties. ameen.

To the Mujahideen of Afghanistan- who lit the flame of jihad in the hearts of every sincere Muslim throughout the world.

“you will conquer Constantinople and Rome” - prophet Muhammad (saw)

In The Name of Allah The Most Merciful The Most Kind

The subject matter of this booklet deals with poisons. Poisons are substances which cause harm to the human body when administered in small doses. It is an esoteric knowledge and must only be passed on to those who truly intend to use it Fee-Sabeelillah.

The lethal doses given often have a question mark beside them. That is because the quantities given are not established medical facts- only estimates based on experiments with rabbits. It is hoped that the brothers who work on this subject will research further- carry out their own experiments (on kuffar preferably) and refer to medical books etc. to fill in what is missing.

This book is a copy of *Breather's* notes with additions from myself, as we both did the same course. Notes are taken from a poisons course with certain ‘terrorist groups’ or ‘freedom fighters’ depending on which side of the fence you sit on. I have not bothered to clean it up as a published book should be, but it is left in a rather messy form, as my notes were at the time.

As I was learning from people whose first language was not English, some of the names of chemicals, properties etc. are wrong.

Warning: Be very careful when preparing poisons. It is much, much more dangerous than preparing explosives! I know several Mujahids whose bodies are finished due to poor protection etc.

On the positive side, you can be confident that the poisons have actually been tried and tested (successfully, he he!).

If you wish to contact me, I can be reached via O.P.M. (Org. for Preparation of Mujahideen).

Assalaamalaikum until next time.

Abdel-Aziz

(7 February 1996)

ps. I had to add this warning as I've seen a strange trend in *wannabe* Mujahids lately!

Don't become an over paranoid James Bond figure, especially when you haven't done anything illegal even!

Don't get carried away with silly movies/books (bravo 2 zero) or propaganda about 'special forces' such as SAS, Seals etc. They're just a bunch of boys with big egos and good at running long distances.

Equally, don't think there is such a thing as a super terrorist. I've been with the likes of Hekmatyer, Black September and associates of Carlos the Jackel, and just like the 'special forces', they're only human.

The training and preparation is nothing compared to the strength of the individual's character and the assistance Allah provides on the day!

2. HOMEMADE POISONS

2.1 Nicotine (from tobacco)

2.1.1 Attributes

Name: Nicotine
Appearance: Dark brown sticky/oily liquid
Lethal Dose: 0.06gm pure but 3-4 drops for this homemade version
Time to death: 12-24 hours

2.1.2 Preparation

1. Remove the tobacco from ten cigarettes of a cheap brand (more expensive brands contain less nicotine)
2. Grind the tobacco very well and then place it inside a small beaker.
3. Pour iso-propyl alcohol (in emergency burbonal can be used instead).
4. Cover the beaker with aluminium foil.
5. Place the beaker on a bunsen burner or electric fire and heat gently. **DO NOT ALLOW THE ALCOHOL TO BOIL OVER.** Everytime the alcohol begins to boil remove the beaker by means of tongs (holders) and then replace on the flame once the bubbles subside. The vapours of the alcohol will catch fire if not removed everytime boiling starts. If this happens remove the beaker, blow out the flame and continue as before.
6. After one hour of heating, filter the contents of the beaker using filter paper. Throw away the residue remaining on the filter paper.
7. Evaporate the liquid obtained by placing in strong sunlight or gently heating. Nicotine remains in the dish.

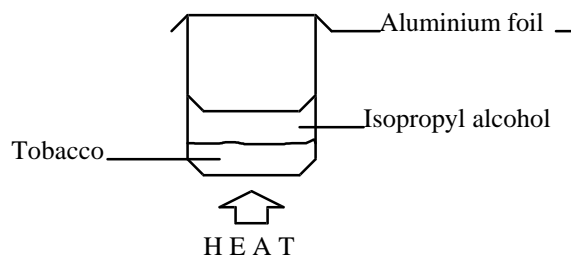


Figure 1: Nicotine

2.1.3 Precautions

Wear medical rubber gloves throughout the procedure.

2.1.4 Dosage

Ten cigarettes should be enough to kill three men, therefore 3 cigarettes is enough to kill 1 man.

2.1.5 Results of Tests

1. The liquid was touched onto the back of the shaven neck of a rabbit (N.B. the neck was used so that the rabbit could not lick it off). There was an immediate slowness in its movements. After 11 hours the rabbit went into a frenzy and died.
2. 2ml was given to a rabbit orally. It had the same effects as above and died after 12 hours.

2.1.6 Notes

Nicotine is a good skin penetrator -be very careful NOT TO TOUCH IT. The best way to give it orally is in strong coffee -3-4 drops from an eye dropper will be sufficient.

2.2 Alkaloid of Potato

Name:	Alkaloid of Potato
Appearance:	Green-grey liquid
Lethal Dose:	0.06 gm
Time to Death:	Less than 2 minutes

2.2.1 Preparation and Precautions:

The preparation procedure is exactly the same as for Nicotine except for the fact that the spuds on the skins of GREEN potatoes is used instead of tobacco.

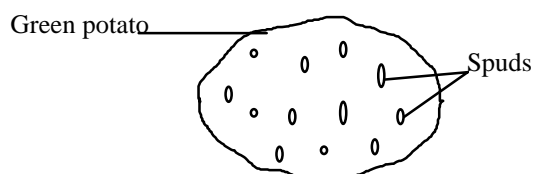


Figure 2: Alkaloid of Potato

2.2.2 Results of tests

3ml was given orally to a strong rabbit. It started shrieking immediately. Blood came out from its mouth. It died after 100 seconds.

The same dose was given to a small rabbit. It died in 7 seconds.

2.2.3 Notes

Cannot be used through the skin by itself - orally or by injection only. Orally is better.

2.3 Ricin

2.3.1 Attributes

Name:	Poison from Castor Nuts or Ricin
Appearance:	White powder
Lethal Dose:	0.035 gm
Time to Death:	Orally-a few minutes. By injection- several hours.

2.3.2 Preparation and precautions:

1. Take the skin off several castor nuts and weigh the white part of the nuts.
2. Grind the nuts and add 4xtheir weight of acetone.
3. Leave the mixture in a plastic container for three days.
4. Filter the mixture.The residue, once it is dried, is Ricin in powder form.

NOTE: WEAR MEDICAL GLOVES THROUGHOUT THE PROCEDURE. If the mixture is left in the acetone for another three days then the whole of it will be Ricin in liquid form.

2.3.3 Results of tests

1. 1ml of the acetone solution was given orally to a rabbit. It experienced an immediate problem in breathing. Mucus came from its mouth. It died after four hours.
2. 2ml of the acetone solution was give to a rabbit orally. It died in 2 minutes.

2.3.4 Notes

The acetone solution is convenient to administer, especially in alcohol. The powder form may be difficult to dissolve but can be used inside food since it is not of strong taste.

2.4 Betaluminum Poison

Name:	Betaluminum Poison
Appearance:	Sticky coffee coloured liquid.
Lethal Dose:	0.000028 gm
Time to Death:	12-36 hours

Effect will start after 12 hours. It will stop the breathing. Victim will die between 24-36 hours.

2.4.1 Preparation and Precautions

1. Fill a jam jar to just over the half-way mark with powdered maize or corn flour.
2. Place 2 spatulas of meat or fish into the jar.
3. On this place 1.5 to 2 spatulas of fresh horse dropping (N.B. cow dropping can be used if horse is not available).
4. Fill up the jar with water and let the water soak through the maize to the bottom, then put more water until the jar is COMPLETELY FULL (very important that no air-space is left in the jar). Close the jar tightly.

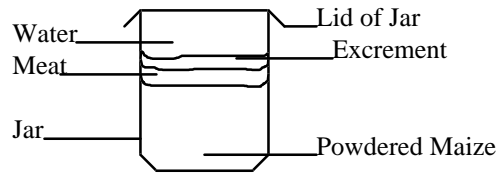


Figure 3: Meat (before)

5. Leave the jar in a dark warm (25-35oC) place for ten days. Leave it in hay, as hay stays at approximately this temperature.
6. After ten days, if the preparation has been successful, the lid will be bent from the pressure inside.

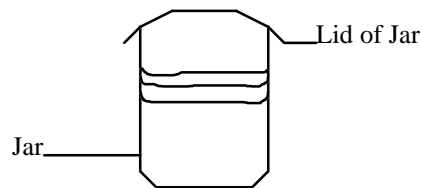


Figure 4: Meat (after)

7. AT THIS STAGE MEDICAL GLOVES, A GAS MASK, A HEAD COVER AND A FULL BODY COVER IS ESSENTIAL. NO PART OF THE BODY OR SKIN MUST BE EXPOSED.
8. Open the lid very very carefully. and there will be a coffee coloured red/brown crystals (may look like a layer of liquid) on top. This will mainly be stuck to the lid and can be removed by means of a syringe (preferable) or a spatula. There will also be a little bit remaining on top of the water. There will be a PHENOMENALLY bad smell but it will not be from the substance- only from what is underneath.
9. These crystals are called Betaluminum Poison. The crystals are very refined in the shape of coffee and do not dissolve in water.

2.4.2 Results of tests

1. gm was dissolved in a ethyl alcohol. 1ml of this solution was given to a rabbit orally. It died in about ten hours.
2. The same amount was given to the rabbit but in water - it died in about 30 hours.
3. 1ml from the water underneath the substance in the jar was injected into a rabbit. It died in 12 hours.
4. 1ml was dissolved in DMSO (Di-Methyl-Sulphur-Oxide). The solution was touched onto a rabbit's skin. It died in 42 hours.

2.4.3 Notes

There is no evidence to suggest that a greater dose leads to death quicker than 12 hours. This is a biological poison i.e. bacteria- not a chemical one.

- Effects: Dizziness, extreme tiredness, headache, constipation.
- No treatment.
- Recommended use is to place a minute quantity in food, just before serving.

2.5 Poisonous Toadstools

Toadstools are fungi which are shaped like mushrooms but are in various colours and have small specks on their bodies:

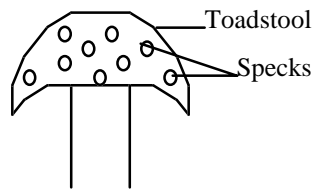


Figure 5: Toadstools

3. CHEMICAL POISONS

3.1 Arsenic Oxide

Name: Arsenic Oxide (sometimes known as Arsenic Tri-oxide)

Chemical Name: As₂O₃

Appearance: White Powder

Lethal Dose: 0.2gm orally ?

Time to Death: 24 hours

Preparations and Precautions:

Available in chemical labs etc. (but notorious as a poison). Standard precautions.

Test Results:

(i) 0.5gm of As₂O₃ was given to a rabbit orally. It died after 11 hours.

(ii) 0.3gm was given to a rabbit orally. It died after 18 hours.

3.1.1 Notes:

As₂O₃ has no taste in small quantities. Excellent in food. Effects are: pain in mouth, black vomit, cold sweat, blood in stool, constant thirst- cannot drink. The mechanism prevents fats from dissolving in blood.

NOTE: Anti-dote: 15gm of (2gm charcoal + 1gm magnesium oxide + 1gm tartaric acid). Then wash the stomach with 240ml of sodium bicarbonate diluted to 1l by water containing 30gm magnesium sulphate.

3.2 Sodium Nitrite

Name: Sodium Nitrite

Chemical Name: NaNO₂

Appearance: White salt

Lethal Dose: 0.3gm

Time to death: 15 minutes (symptoms begin after approximately 13 minutes)

3.2.1 Formula

Nitrous Acid (HNO₂) + Sodium Chloride (NaCl) ===== Sodium Nitrite
(NaNO₂) + Hydrochloric Acid
(HCl)

63gm + 40gm

This is a very powerful poison and it is also available from the market.

3.2.2 Preparation - M.Akhter

On boiling Hydrochloric Acid (HCl) will evaporate and white crystals will be left.

3.2.3 Properties

It dissolve in water 1gm is enough to kill any man between 2 to 4 hours. It can be used with juice. It tastes like lemon. It took 9 to 13 minutes to kill rabbit by 2 gm by month. It breaks the nerves and one feels very breakage in body.

3.2.4 Preparations and Precautions:

Can be prepared from Nitrous Acid (HNO_2) + common salt (NaCl). However it is readily obtained from chemical supply houses and laboratories.

3.2.5 Test Results:

(i) 2gm of NaNO_2 was dissolved in 5ml of water and the whole of it given orally to a rabbit. It died in 15 minutes. No symptoms were observed for the first 15 minutes after which it went into a frenzy and died.

(ii) 0.3gm of NaNO_2 was dissolved in 4ml of water and given orally to a rabbit. It had the same effect as above with death occurring in 15 minutes as before.

3.2.6 Notes: This poison is excellent with food or drink. To be safe, put upto 1gm into a persons food as it is virtually tasteless.

3.3 Cyanides

Name: Potassium Cyanide

Chemical Name: KCN

Appearance: Deliquescent crystalline salt

Lethal Dose: 'A taste' i.e. 0.05gm 100% pure. 0.075gm homemade.

Time to Death: 3-4 minutes

3.3.1 Preparations and Precautions:

1. Add 8gm of Potassium Ferrocyanide (KFeCN) -found in printing shops - to 3gm of Potassium Carbonate (K_2CO_3) or 3gm Sodium Bi-Carbonate (NaHCO_3) and grind them both together in a beaker.
2. Heat : with K_2CO_3 until it turns black
: with Potassium BiCarbonate NaHCO_3 until it turns dark brown
3. Put about 5ml of water into the beaker and mix. Allow the mixture to cool.
4. Filter. The KCN is dissolved in the water.
5. To obtain the powder form, evaporate the water.

3.3.2 Precautions

Even though neither KFeCN nor K_2CO_3 is poisonous, you MUST wear gloves and a gas mask during preparation and handling of cyanides. D not touch it even with a gloved hand. Inhalation of its odour (like 'bitter almonds') will lead to headaches, dizziness, fever, and stomach pains. If by mistake it touches the mouth, give huge amounts of warm water and induce vomiting. Keep away from acid.

3.3.3 Test results

1. 1ml of concentrated water solution was given to a rabbit by injection. It died in 3 minutes.
2. 1gm of well crushed KCN was dissolved in 5ml olive oil. A rabbits shaven neck was touched with a small amount of the mixture. It died in 6 minutes. The same experiment conducted a second time gave a time to death of 4 minutes.
3. 1gm KCN was dissolved in 5gm 'Nivea' cream and touched onto a rabbit's shaven neck/ It died in 20 minutes.

3.3.4 Notes

Potassium Cyanide can be obtained from some laboratories but is notorious as an intensely powerful poison. By mouth, by injection or by skin, KCN is the most powerful chemical poison. If using skin penetration, you must dissolve (1:5) in either olive oil or DMSO (Di-Methyl-Sulphur-Oxide) as these substances will penetrate the skin and hide the smell to some extent. KCN can also be used in most face creams -especially Nivea - for easy skin penetration.

Other cyanides are also intensely poisonous. Sodium Cyanide (NaCN) can be prepared by the same method as KCN - but by using Sodium Ferrocyanide (NaFeCN) instead of KFeCN. The cyanides which dissolve in water are potassium, sodium calcium and mercuric. Take the lethal dose as 0.075gm.

3.4 Sodium Azide

Name: Sodium Azide

Chemical Name: NaN_3

Appearance: White powder

Lethal Dose: 0.1gm ?

Time to Death: 2-3 minutes

Preparations and Precautions:

(i) $\text{HN}_3 + \text{NaOH} \rightarrow \text{NaN}_3 + \text{H}_2\text{O}$

or (ii) $\text{HN}_3 + \text{NaCl} \rightarrow \text{NaN}_3 + \text{HCl}$

However, this is found in laboratories and sometimes in photography supply stores.

Keep away from acid - NaN_3 reacts with strong acid to liberate highly poisonous gas. Wear gloves.

Anti-dote : The same as for Arsenic Oxide.

NOTE: The best use for NaN_3 is in air-gun pellets and to make poison-tipped arrows.

3.5 Mercuric Nitrate

Name: Mercuric Nitrate

Chemical Name:

Appearance: Salt

Lethal Dose: 0.2gm - 0.3gm

Time to Death:

Preparations:

- a) Put 1.5gm of mercury in a small beaker by means of a dropper.
- b) Pour in 11ml Nitric Acid (at least 65% concentrated). (N.B. It is best to do this outdoors or in a very well-ventilated room since the ensuing reaction releases toxic gas.) The solution will turn green.
- c) Put the beaker on a busen-burner or spirit lamp and heat on a low flame until the solution evaporates to leave a salt. Note that the HNO₃ solution is also very poisonous orally and by injection.

Test Results:

- (i)) 0.5gm of mercuric nitrate in 3ml alcohol was given to a rabbit. It died in 210 seconds. Injection gave a similar result.
- (ii) 3.5ml of HNO₃ solution was given orally to a rabbit. It died in 150 seconds.

4. POISONOUS ELEMENTS

4.1 Thallium

Name: Thallium

Chemical Name:

Appearance : A very heavy metal

Lethal Dose: 1gm

Time to Death : 6 weeks (symptoms begin after 3 days)

Availability: More expensive than gold

Notes: A very painful death - fever, blood in vomit, depression, eventually blood from every hole in the body. No treatment. Use on a cruel enemy !

4.2 Dust of Diamond

Name: Dust of Diamond

Chemical Name : Diamond isotrope of Carbon

Appearance : Sparkling dust specks

Lethal Dose: 4-5 specks by mouth are sufficient

Time to Death: 2-6 months

Availability: In jewellers shops.

Notes: When take in food, the specks become lodged in the food-pipe. This causes abnormal growth around the specks. It is very painful and there is no treatment !

4.3 Phophorus

Name: Phophorus

Chemical Name : Ph

Lethal Dose: 0.1gm

Time to Death: Approximately 2 days

Notes: Causes the body to burn inside -very painful. Phophorus dissolves only in Carbon Disulphide.

Anti-dote: 250ml of 8% copper (II) sulphate solution.

5. POISONOUS GASES

5.1 Hydrogen Sulphide Gas

Chemical Formula: H₂S

Odour: Faeces/ bad eggs. Odourless in large quantities.

Preparation:

2:5 Solution



NB.: Good quality Na₂S should have a strong smell.

Notes: This gas is better than HCN because H₂S destroys the breathing system rather than simply stopping it. Death in 30 seconds.

5.2 Chlorine

Chemical Formula: Cl

Odour: Choking, strong odour.

Preparation:



Notes: Instead of KClO₃, Calcium Hypochlorite tablets can be used- these are commonly known as HTH tablets and are used to clean swimming pools.

5.3 Hydrogen Cyanide Gas

Chemical Formula: HCN

Odour: Bitter Almonds

Preparation:



Notes:

1. Gas- mask against HCN should have a silver oxide filter.
2. Antidote: Immediate injection of Amyl Nitrate.
3. Death in 30-50 seconds.

5.4 Fusogen (Nerve Gas)

It can be obtained by heating CCl_4 with any metal.

5.5 Nitrous Oxide: N_2O (Laughing gas)

Can be obtained by heating Ammonium Nitrate (a well known fertiliser and explosive compound) between $250^\circ\text{-}260^\circ$. In a closed room, your victims will laugh to death.

5.6 Carbon Monoxide

Formed with most combustions and especially dangerous in confined spaces.

5.7 On Using Gases

Two bottles each containing one of the reactants, are strapped together and flung at the target area:

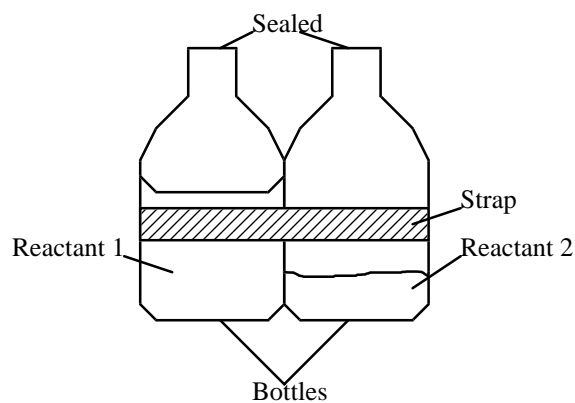


Figure 6: Using gases

6. POISONOUS/ USEFUL DRUGS

All drugs are 'poisonous' if the required dose is exceeded. (For instance, 2.5 grams of Paracetamol is lethal) . The ones listed below are lethal in quite small doses.

1. Morphine: Lethal dose: 0.25g.
2. Barbiturates: Lethal when recommended dose is exceeded and alcohol is taken within the next two hours.
3. ' Sodium Pentothal' : an information eliciting drug.
4. Atrophine - A ' supertoxic drug' - lethal dose < 0.1g.
5. Heroin - A ' supertoxic drug' - lethal dose < 0.1g.
6. Digitoxin - A ' supertoxic drug' - lethal dose < 0.1g.
7. Strychime - A ' supertoxic drug' - lethal dose < 0.1g.

7. ANAESTHESIA

7.1 Chloroform

Chemical Name: CHCl_3

Appearance: Colourless liquid melting point 61°C

Availability: Medical labs, Industry (Pure and commercial form both)

7.1.1 Properties:

1. Evaporates very quickly.
2. Dangerous because there is a very small difference between the lethal and the sleeping dose.
3. Chloroform reacts with oxygen to form fusogen which is a poisonous gas.

7.1.2 Preparation

Methane

Chlorine

Ratio 1:

3

7.1.3 Test Results

1. 2ml given orally to a rabbit. Died in 1/2 minute. Note: CHCl_3 used was pure.
2. 1ml given orally to a rabbit. It slept for 1 1/2 hours after which he was OK.

7.1.4 Notes:

1. Chloroform causes general loss of strength and low body temperature.
2. There is a hypothesis that if poison is used on a person after chloroform, more poison than usual will have to be used.

7.2 Di-phenyl ether

(Maybe ' diethyl ether' is the name ?)

Chemical name: CH₂=CH-O-CH=CH₂

Appearance:

Effect: One sniff causes instant sleep.

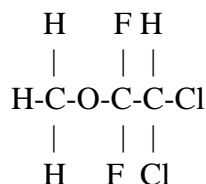
Availability: Medical Laboratory.

7.3 Halothane

Effect: A very small quantity is stronger than chloroform and is not poisonous.

7.4 Methoxythurane

Chemical Formula:



Appearance:

Notes: Very modern anaesthesia. Non-toxic.

8. M.Ahter poisons

8.1 Cyandies

8.1.1 Properties

1. Transparent colourless crystals.
2. Tastes like normal bitter almond in solution form. The gas which comes out has the same smell. The gas is as dangerous as liquid cyanide and it stops functioning the nervous system immediately. It kill human being in less than 30 seconds. Nowadays, Americans are using it in gas chambers for very fast killing. It gives a pain of internal suffocation.
3. Dissolve in water.
4. Very quick and powerful poison.

5. 3 types of cyanides.
6. It cannot be traced by the victim's blood, or heart. Possible traced by smell of victim.?

8.1.2 Antidote

If a person takes it by mistake, he should immediately take large amount of warm salty water and vomit. This must be repeated for several times.

8.1.3 Usage

Sudden Death. 0.075gm will kill in 30 seconds.

Slow Death

Give drop of sudden death solution every day until all of 0.075gm is used. The affected person will suffer from headache, stomach ache, dizziness, trembling.

8.2 Analene ($C_6H_5NH_2$)

8.2.1 Properties

Analene ($C_6H_5NH_2$) is used in colouring clothes.

1. It's taste is lemon like.
2. It affects stomach and blood.
3. It can be injected.
4. It reacts with Oxygen present in blood. Destroys muscles and the person affected will die with pain.
5. It is available from chemical stores.
6. It's lethal dose is 1-2ml for 1 person. Killing time is within 12 hours.
7. If you want to kill him in 2-3 hours then dosage should be 2-3ml. The victim will be in a drunken state.

Note: We can use it in squash and lemon water.

8.3 Touching Poisons

8.3.1 Important Note

Those poisons which dissolve in water can be act as a touching poison and it does the same as it is given by mouth or injection.

1. Dimethyl Sulph Oxide (C_2H_6SO) + Potassium Cynaide (KCN).
2. Olive oil + Potassium Cynaide (KCN)
3. Nivea cream + Potassium Cynaide (KCN)

Any poison which can be dissolved in DMSO, olive oil or Nivea cream, can become a touching poison, and it will kill the man in the same time as by injection.

8.3.2 Preparation

Take 10ml of Dimethyl Sulph Oxide (C_2H_6SO) and add 2gms of Potassium Cynaide (KCN) in it stir well to dissolve it well until the touching poison is ready to kill the victim.

8.3.3 Availability of materials

Dimethyl Sulph Oxide (C_2H_6SO) is used for horse massage before racing. It is available from chemical shops and horse racing veterinary shop. Potassium Cynaide (KCN) is used for making steel touch and black. Check your chemist for availability.

8.3.4 Practical

We took 2 rabbits, cleared the back of their neck from hairs. 1 rabbit needs 2 drops of mixture of Dimethyl Sulph Oxide (C_2H_6SO) + Potassium Cynaide (KCN) and start counting the time. After 26 minutes that rabbit fell down and started crying. After few minutes the rabbit died. On the other rabbit we massaged with stirring rod for 2-3 drops.

8.4 Hydrogen Sulphide (H_2S) gas

It is also poison gas.

8.4.1 Substance

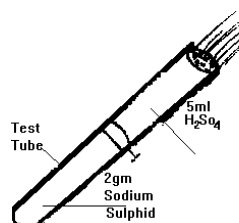
Sodium Sulphide (NaS)
2gm

Sulphuric Acid (H_2SO_4)
5ml

8.4.2 Preparation

1. Put 2gm of Sodium Sulphide ($NaSO_4$) in a test tube according to the picture.
2. Also put 5ml of Sulphuric Acid (H_2SO_4) in the test tube.
3. When Sulphuric Acid (H_2SO_4) reacts with NaS??, it produce the Hydrogen Sulphide (H_2S) gas. It is very dangerous. It can kill a person only in 30 seconds.

Figure 7: Sodium Sulphide (NaS) gas -done

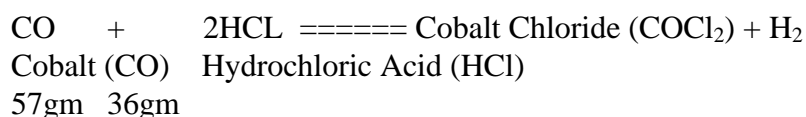


8.5 Cobalt Chloride (COCl₂)

1. It is red colour crystals.
2. Dissolving very good in water.
3. When you make concentrated solution take 1ml and put it in some juice of red colour. When someone takes this juice glass, after 15 minutes, he will be like a drunk and very lazy. Between 2-3 hours he will die.

If want to save him it is impossible because this poison go to all blood.

8.5.1 Preparation



Dissolve Cobalt (CO) in Hydrochloric Acid (HCl) after reaction that heat it. Red crystals will form.

8.6 Alcolite Poison

This poison will be prepared with the cuternales of the potatoes.

8.6.1 Procedure

1. Take the cuternale of the potato, grind it in the grinder.
2. Put them in beaker then cover it with Iso Propyl Alcohol.
3. Now core the beaker with Aluminium (Al) paper very tightly.
4. Heat it on a quiet slow flame.
5. Do not allow to boil. If start boiling take it away from the fire or heat because it can catch fire.
6. This boiling will continue for 1 hour.
7. If Iso Propyl Alcohol becomes less than add more.
8. After 1 hour the poison is ready but dissolved in the Iso Propyl Alcohol, now filtrate it.
Note: Take this liquid and give 2ml to rabbit it will die in 9 minutes. If it is 1ml, then the rabbit will die after 1 hour.
9. If you allow Iso Propyl Alcohol to evaporate, an oil of poison will be left in brown colour.
10. The lethal dose of 0.06gm of this poison is sufficient to kill man within 1 hour. This poison can be given into any juice.

8.7 Caster Beans (Ricin) Poison

8.7.1 Preparation

1. Take Caster Beans crush it well without cover.
2. Then take 5gm of beans and put 20gm of Acetone (C_3H_6O) into jar.
3. Mix well and seal it for 72 hours.
4. After 72 hours filter it.
5. The residual on filter paper shall be put into jar and put 20gm of Acetone (C_3H_6O) in it and sealed them for 72 hours again.
6. Then after 72 hours again filter it, now the residual left over filter paper will be the poison of about 1gm and the Acetone (C_3H_6O) is also full of poison.

8.7.2 Properties

1. It will be white crystals.
2. It will kill after 36 hours.
3. It beginning to be effective after 12 hours.
4. The dosage for me to kill is 0.035gm.